



Air. design glass

Glass valves for recuperation

Design glass valve for air intake and outflow with easy and fast airflow control.

It is designed for living places, offices, commercial buildings,...

Diameter of the pipe

- 100 mm
- 125 mm
- 160 mm


Diameter of the valve cap

- 200 mm
- 200 mm
- 230 mm



SQUARE

SHAPES



CIRCLE

SHINE



1236
Brown Light



7016
Anthracite
Authentic



9003
White Pure



9005
Black Classic



9010
White Soft



1013
White Pearl



9006
Grey Metal




9007
Aluminium Rich


MATT




1236M
Brown Light




7016M
Anthracite
Authentic



9003M
White Pure



9005M
Black Classic




9010M
White Soft



1015M
Beige Warm



1003M
Silver Clearvision



8615M
Green Soft

